



MEGALUX

USER MANUAL



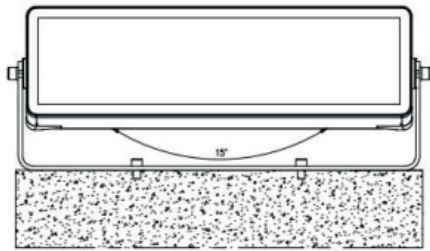
Installation Instructions

1. According to step ① ②, fix the bracket on the mounting surface.

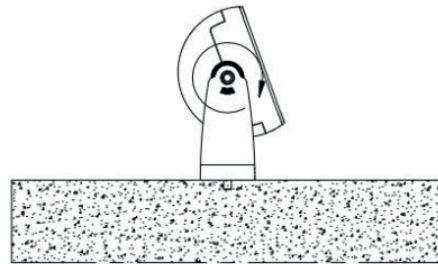


Step ①

2. According to step ③, connect the wire through the hole of the bracket and fix it.



Step ②



Step ③

3. According to step ② ③, fix and adjust the bracket as your project needed.

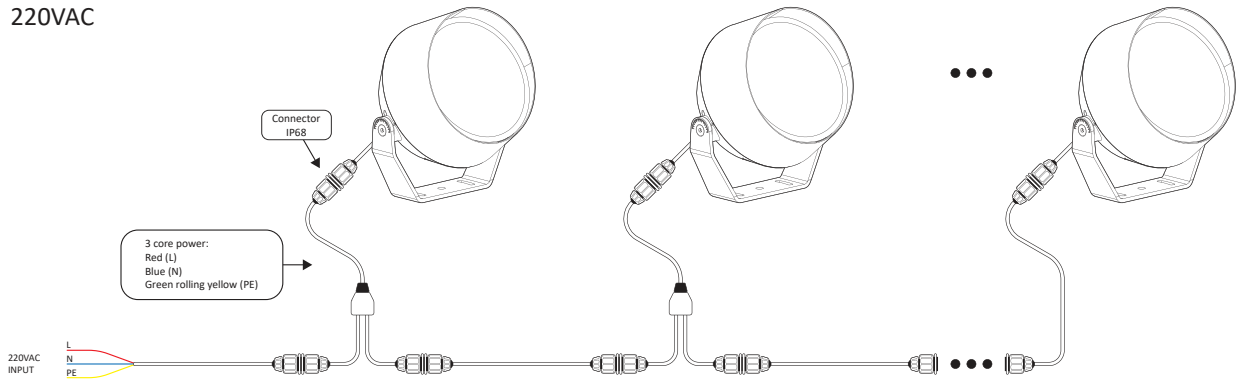
4. Notes

The fixture must get reliable connection with the mounting surface, any screws in the lamps should not be arbitrarily loosed. There is no special requirement on the installation direction.

Installation Instructions

Wiring diagram

220VAC



220VAC DMX-512

